

Portfolio Statement as on April 23, 2020

MAIN PORTFOLIO

ISIN Number	Name of the Instrument	Rating	Quantity	Market Value (Rs. in Lakhs)	% to Net Assets	Maturity Date	Put Option Date/ Put and Call Option date
INE804I08601	12.00% ECL Finance Ltd (24-Apr-2020)	CARE AA-	192,500	1,924.68	0.20	24-Apr-2020	-
INE146008050	12.40% Hinduja Leyland Finance Ltd (26-Apr-2020)	CARE AA-	500	5,000.70	0.52	26-Apr-2020	-
INE572E09411	7.46% PNB Housing Finance Ltd (30-Apr-2020)	CARE AA+	700	6,998.69	0.72	30-Apr-2020	-
INE140A07401	10.00% Piramal Enterprises Ltd (15-May-2020)	ICRA AA	2,700	27,021.33	2.79	15-May-2020	-
INE754R14102	Hero Future Energies Pvt Ltd (18-May-2020)	CRISIL A1	3,000	14,884.74	1.54	18-May-2020	-
INE140A07435	10.00% Piramal Enterprises Ltd (29-May-2020)	ICRA AA	3,100	31,057.91	3.21	29-May-2020	-
INE572E09270	8.59% PNB Housing Finance Ltd (17-Jun-2020)	CARE AA+	50	500.70	0.05	17-Jun-2020	-
INE945W07019	10.75% Incred Financial Services Pvt Ltd (22-Jun-2020)	CARE A	1,070	10,739.32	1.11	22-Jun-2020	-
INE945W07027	0.00% Incred Financial Services Pvt Ltd (22-Jun-2020)	CARE A	500	6,218.99	0.64	22-Jun-2020	-
INE931Q08035	8.40% Promont Hillside Pvt Ltd (26-Jun-2020)	CARE AA(CE)	836	8,360.81	0.86	26-Jun-2020	-
INE572E09460	7.63% PNB Housing Finance Ltd (14-Jul-2020)	CARE AA+	750	7,485.79	0.77	14-Jul-2020	-
INE155A08357	7.28% Tata Motors Ltd (29-Jul-2020)	CARE AA-	650	6,501.04	0.67	29-Jul-2020	-
INE572E09494	0.00% PNB Housing Finance Ltd (03-Aug-2020)	CARE AA+	2,000	19,520.98	2.02	03-Aug-2020	-
INE694L07107	7.85% Talwandi Sabo Power Ltd (04-Aug-2020)	CRISIL AA(CE)	1,000	9,975.69	1.03	04-Aug-2020	-
INE271C07137	12.25% DLF Ltd Series IV (11-Aug-2020)	ICRA A+	37	18,753.62	1.94	11-Aug-2020	-
INE205A07030	9.45% Vedanta Ltd (17-Aug-2020)	CRISIL AA	7,900	79,255.25	8.19	17-Aug-2020	-
INE137K07018	4.00% HPCL-Mittal Energy Ltd (03-Sep-2020)	ICRA AA+	650	11,617.65	1.20	03-Sep-2020	-
INE548V07039	8.5666% Nuvoco Vistas Corp Ltd (14-Sep-2020)	CRISIL AA	3,750	37,816.24	3.91	14-Sep-2020	-
INE572E09478	7.50% PNB Housing Finance Ltd (15-Sep-2020)	CARE AA+	700	6,962.11	0.72	15-Sep-2020	-
INE423Y07013	9.40% Small Business Fincredit India Pvt Ltd (28-Sep-2020)	ICRA A	1,190	11,842.00	1.22	28-Sep-2020	-
INE905007028	8.25% Vizag General Cargo Berth Pvt Ltd (30-Sep-2020)	CRISIL AA(CE)	1,000	9,988.48	1.03	30-Sep-2020	-
INE540P07194	9.75% Uttar Pradesh Power Corporation Ltd (20-Oct-2020)	CRISIL A+(CE)	2,030	10,140.93	1.05	20-Oct-2020	-
INE721A07MW9	7.6414% Shriram Transport Finance Co Ltd (10-Nov-2020)	CRISIL AA+	200	1,985.39	0.21	10-Nov-2020	-
INE572E09452	7.63% PNB Housing Finance Ltd (15-Dec-2020)	CARE AA+	1,000	9,898.45	1.02	15-Dec-2020	-
INE540P07285	10.15% Uttar Pradesh Power Corporation Ltd (20-Jan-2021)	CRISIL A+(CE)	2,244	16,827.56	1.74	20-Jan-2021	-
INE403D08025	0.00% Bharti Telecom Ltd (19-Feb-2021)	CRISIL AA+	2,400	29,030.47	3.00	19-Feb-2021	-
INE003S07213	12.75% Renew Power Ltd (26-Feb-2021)	CARE A+	2,890	28,900.00	2.99	26-Feb-2021	-
INE321N07244	0.00% KKR India Financial Services Pvt Ltd (10-Mar-2021)	CRISIL AA	7	915.35	0.09	10-Mar-2021	-
INE252T07040	9.70% Xander Finance Pvt Ltd (15-Mar-2021)	ICRA A+	1,600	7,969.71	0.82	15-Mar-2021	-
INE572E09569	7.58% PNB Housing Finance Ltd (15-Mar-2021)	CARE AA+	550	5,428.85	0.56	15-Mar-2021	-
INE081A08165	11.80% Tata Steel Ltd (18-Mar-2021)	CARE AA-	750	7,763.66	0.80	18-Mar-2021	-
INE01HV07015	12.00% Vivriti Capital Pvt Ltd (19-Mar-2021)	ICRA A-	200	1,997.37	0.21	19-Mar-2021	18-Sep-2020
INE252T07057	9.70% Xander Finance Pvt Ltd (30-Apr-2021)	ICRA A+	500	3,729.62	0.39	30-Apr-2021	-
INE949L08152	11.75% AU Small Finance Bank Ltd (04-May-2021)	IND AA-	750	7,626.89	0.79	04-May-2021	-
INE157D08050	11.50% Clix Capital Services Pvt Ltd (06-May-2021)	CARE AA-	1,000	10,004.64	1.03	06-May-2021	-
INE572E09429	7.80% PNB Housing Finance Ltd (07-May-2021)	CARE AA+	1,000	9,814.75	1.01	07-May-2021	-
INE721A07N16	8.55% Shriram Transport Finance Co Ltd (21-May-2021)	CRISIL AA+	550	5,424.84	0.56	21-May-2021	-
INE245A08034	11.40% Tata Power Co Ltd (02-Jun-2021)	CARE AA	670	6,888.62	0.71	02-Jun-2021	-
INE371K08128	0.00% Tata Realty & Infrastructure Ltd (04-Jun-2021)	ICRA AA	2,000	21,661.80	2.24	04-Jun-2021	-
INE155A08365	7.40% Tata Motors Ltd (29-Jun-2021)	CARE AA-	502	4,899.11	0.51	29-Jun-2021	-
INE572E09361	8.47% PNB Housing Finance Ltd (01-Jul-2021)	CARE AA+	1,910	18,878.48	1.95	01-Jul-2021	-
INE157D08068	11.50% Clix Capital Services Pvt Ltd (06-Jul-2021)	CARE AA-	1,000	10,024.32	1.04	06-Jul-2021	-
INE721A07NV9	9.10% Shriram Transport Finance Co Ltd (12-Jul-2021)	CRISIL AA+	300,000	2,970.69	0.31	12-Jul-2021	-
INE850M08069	Northern ARC Capital Ltd (6M SBI MCLR + 305 Bps) Series B (16-Jul-2021)	ICRA A+	800	8,018.70	0.83	16-Jul-2021	-
INE850M08051	Northern ARC Capital Ltd (6M SBI MCLR + 305 Bps) Series A (16-Jul-2021)	ICRA A+	800	8,018.70	0.83	16-Jul-2021	-
INE850M08077	Northern ARC Capital Ltd (6M SBI MCLR + 305 Bps) Series C (16-Jul-2021)	ICRA A+	780	7,818.24	0.81	16-Jul-2021	-
INE146008084	11.30% Hinduja Leyland Finance Ltd (21-Jul-2021)	ICRA AA-	280	2,800.28	0.29	21-Jul-2021	-
INE694L07123	9.23% Talwandi Sabo Power Ltd (30-Jul-2021)	CRISIL AA(CE)	750	7,306.71	0.75	30-Jul-2021	-
INE941D08065	10.25% Sikka Ports & Terminals Ltd (22-Aug-2021)	CRISIL AAA	22	225.87	0.02	22-Aug-2021	-
INE157D08035	11.50% Clix Capital Services Pvt Ltd (06-Sep-2021)	CARE AA-	1,000	10,040.81	1.04	06-Sep-2021	-
INE155A08316	7.50% Tata Motors Ltd (20-Oct-2021)	CARE AA-	34	330.15	0.03	20-Oct-2021	-
INE896L07660	Indostar Capital Finance Ltd (SBI MCLR + 325 Bps) (02-Nov-2021)	CARE AA-	3,900	39,003.47	4.03	02-Nov-2021	-
INE157D08043	11.50% Clix Capital Services Pvt Ltd (12-Nov-2021)	CARE AA-	900	9,030.78	0.93	12-Nov-2021	-
INE657N07597	Edelweiss Rural & Corporate Services Ltd (1Y SBI MCLR + 250 Bps) (29-Nov-2021)	ICRA AA-	7,500	37,395.60	3.86	29-Nov-2021	-
INE657N07605	Edelweiss Rural & Corporate Services Ltd (1Y SBI MCLR + 250 Bps) (29-Nov-2021) - Series II	CRISIL AA-	3,650	36,317.35	3.75	29-Nov-2021	-
INE587B08037	11.50% Clix Finance India Pvt Ltd (06-Jan-2022)	CARE AA-	1,000	10,031.43	1.04	06-Jan-2022	-
INE540P07293	10.15% Uttar Pradesh Power Corporation Ltd (20-Jan-2022)	CRISIL A+(CE)	938	9,249.34	0.96	20-Jan-2022	-
INE918T07020	0.00% Hero Wind Energy Pvt Ltd (08-Feb-2022)	ICRA A	890	12,806.04	1.32	08-Feb-2022	-
INE922K07013	9.99% India Shelter Finance Corporation Ltd (10-Feb-2022)	ICRA A	2,500	1,414.41	0.15	10-Feb-2022	-
INE090A08TW2	9.20% ICICI Bank Ltd (17-Mar-2022)	CARE AA+	70	692.03	0.07	17-Mar-2022	-
INE140A07567	9.00% Piramal Enterprises Ltd (06-May-2022)	CARE AA	2,550	25,499.44	2.63	06-May-2022	-
INE316W07013	0.00% Hero Solar Energy Pvt Ltd (21-Jun-2022)	ICRA A	1,700	23,378.01	2.42	21-Jun-2022	19-Jun-2020
INE918T07038	0.00% Hero Wind Energy Pvt Ltd (21-Jun-2022)	ICRA A	1,150	15,814.54	1.63	21-Jun-2022	19-Jun-2020
INE245A08042	10.75% The Tata Power Co Ltd (21-Aug-2022)	CRISIL AA-	500	5,192.62	0.54	21-Aug-2022	-
INE003S07155	11.96% Renew Power Ltd (28-Sep-2022)	CARE A+	850	8,649.62	0.89	28-Sep-2022	-
INE540P07301	10.15% Uttar Pradesh Power Corporation Ltd (20-Jan-2023)	CRISIL A+(CE)	61	595.26	0.06	20-Jan-2023	-
INE896L07561	Indostar Capital Finance Ltd (1Y SBI MCLR + 200 Bps) (02-May-2023)	CARE AA-	4,400	43,991.99	4.54	02-May-2023	-
INE157D08019	10.75% Clix Capital Services Pvt Ltd (25-May-2023)	CARE AA-	2,000	20,022.46	2.07	25-May-2023	-
INE157D08027	10.75% Clix Capital Services Pvt Ltd (27-Jun-2023)	CARE AA-	2,350	23,552.73	2.43	27-Jun-2023	-
INE658R07257	Motilal Oswal Home Finance Ltd (SBI MCLR + 200 Bps) (24-Aug-2023)	CRISIL AA-	1,500	15,036.99	1.55	24-Aug-2023	24-Aug-2020
INE658R08149	Motilal Oswal Home Finance Ltd (SBI MCLR + 215 Bps) (28-Sep-2023)	CRISIL AA-	2,000	20,072.66	2.07	28-Sep-2023	28-Sep-2020
INE651J07739	JM Financial Credit Solutions Ltd (1Y SBI MCLR + 300 Bps) (23-Jul-2024)	ICRA AA	5,400	54,002.75	5.58	23-Jul-2024	-
INE616U07036	8.70% Edelweiss Rural & Corporate Services Ltd (30-Jun-2027)	ICRA AA-	70	691.87	0.07	30-Jun-2027	30-Jun-2020
INE598K07011	9.00% Pune Solapur Expressways Pvt Ltd (31-Mar-2029)	ICRA A	20,127	19,432.85	2.01	31-Mar-2029	30-Sep-2020
Sub Total				1,031,641.92	106.58		
Call, Cash & Other Assets				(63,715.78)	(6.58)		
Net Assets				967,926.14	100.00		

Franklin India Ultra Short Bond Fund - Segregated Portfolio 1 - 8.25% Vodafone Idea Ltd (10-Jul-2020)

Portfolio Statement as on April 23, 2020

ISIN Number	Name of the Instrument	Rating	Quantity	Market Value (Rs. in Lakhs)	% to Net Assets	Maturity Date	Put Option Date/ Put and Call Option date
INE713G08046	8.25% Vodafone Idea Ltd (10-Jul-2020) ^ ^	CRISIL B+	7,990	0.00	100.00	10-Jul-2020	-
Sub Total				0.00	100.00		
Total				0.00	100.00		
Call, Cash & Other Assets				0.00	0.00*		
Net Assets				0.00	100.00		

^ ^ Securities are fair valued

* Less than 0.01%



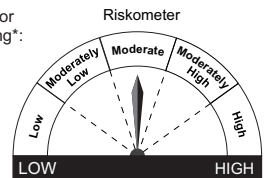
**FRANKLIN
TEMPLETON**

All investments in debt funds are subject to various types of risks including credit risk, interest rate risk, liquidity risk etc. Some fixed income schemes may have a higher concentration to securities rated below AA and therefore may be exposed to relatively higher risk of downgrade or default and the associated volatility in prices which could impact NAV of the scheme. Credit rating issued by SEBI registered entities is an opinion of the rating agency and should not be considered as an assurance of repayment by issuer. There is no assurance or guarantee of principal or returns in any of the mutual fund scheme.

Product Label

This product is suitable for investors who are seeking*:

- Regular income for short term
- A fund that invests in short term debt and money market instruments



*Investors should consult their financial advisers if in doubt about whether the product is suitable for them.

Portfolio Holding

Franklin India Low Duration Fund (Number of Segregated Portfolio - 2) - (under winding up)

FILDF

Portfolio Statement as on April 23, 2020

MAIN PORTFOLIO

ISIN Number	Name of the Instrument	Rating	Quantity	Market Value (Rs. in Lakhs)	% to Net Assets	Maturity Date	Put Option Date/ Put and Call Option date
INE498F07071	0.00% Essel Infraprojects Ltd Series II (22-May-2020) ^ ^	BWR C(CE)	110	2,880.01	1.21	22-May-2020	-
INE498F07063	0.00% Essel Infraprojects Ltd Series I (22-May-2020) ^ ^	BWR C(CE)	57	1,507.74	0.63	22-May-2020	-
INE140A07435	10.00% Piramal Enterprises Ltd (29-May-2020)	ICRA AA	350	3,506.54	1.47	29-May-2020	-
INE945W07019	10.75% Incred Financial Services Pvt Ltd (22-Jun-2020)	CARE A	180	1,806.62	0.76	22-Jun-2020	-
INE721A07MS7	7.80% Shriram Transport Finance Co Ltd (17-Jul-2020)	CRISIL AA+	250	2,497.53	1.05	17-Jul-2020	-
INE03VJ07017	11.25% Aadarshini Real Estate Developers Pvt Ltd (29-Jul-2020)	ICRA A+(CE)	12	6,027.75	2.52	29-Jul-2020	-
INE205A07030	9.45% Vedanta Ltd (17-Aug-2020)	CRISIL AA	450	4,514.54	1.89	17-Aug-2020	-
INE423Y07013	9.40% Small Business Fincredit India Pvt Ltd (28-Sep-2020)	ICRA A	1,750	17,414.71	7.29	28-Sep-2020	-
INE540P07194	9.75% Uttar Pradesh Power Corporation Ltd (20-Oct-2020)	CRISIL A+(CE)	174	869.22	0.36	20-Oct-2020	-
INE333T07048	11.49% Reliance Big Pvt Ltd Series I (14-Jan-2021) ^ ^	BWR D	327	163.50	0.07	14-Jan-2021	15-Jun-2020
INE428K07011	11.49% Reliance Infrastructure Consulting & Engineers Pvt Ltd (15-Jan-2021) ^ ^	BWR D	1,088	544.00	0.23	15-Jan-2021	-
INE540P07285	10.15% Uttar Pradesh Power Corporation Ltd (20-Jan-2021)	CRISIL A+(CE)	1,102	8,263.80	3.46	20-Jan-2021	-
INE003S07213	12.75% Renew Power Ltd (26-Feb-2021)	CARE A+	2,170	21,700.00	9.08	26-Feb-2021	-
INE252T07040	9.70% Xander Finance Pvt Ltd (15-Mar-2021)	ICRA A+	400	1,992.43	0.83	15-Mar-2021	-
INE945W07035	10.25% Incred Financial Services Pvt Ltd (26-Apr-2021)	CARE A	300	2,965.13	1.24	26-Apr-2021	-
INE721A07NQ9	0.00% Shriram Transport Finance Co Ltd (31-May-2021)	CRISIL AA+	250	2,924.25	1.22	31-May-2021	-
INE1460O0804	11.30% Hinduja Leyland Finance Ltd (21-Jul-2021)	ICRA AA-	250	2,500.25	1.05	21-Jul-2021	-
INE694L07123	9.23% Talwandi Sabo Power Ltd (30-Jul-2021)	CRISIL AA(CE)	1,000	9,742.28	4.08	30-Jul-2021	-
INE265J07365	12.40% JM Financial Asset Reconstruction Co Ltd (02-Aug-2021)	ICRA AA-	240	2,397.45	1.00	02-Aug-2021	-
INE548V07047	8.66% Nuvoco Vistas Corporation Ltd (14-Sep-2021)	CRISIL AA	324	3,275.70	1.37	14-Sep-2021	-
INE540P07202	9.75% Uttar Pradesh Power Corporation Ltd (20-Oct-2021)	CRISIL A+(CE)	300	2,956.20	1.24	20-Oct-2021	-
INE896L07660	Indostar Capital Finance Ltd (SBI MCLR + 325 Bps) (02-Nov-2021)	CARE AA-	350	3,500.31	1.47	02-Nov-2021	-
INE657N07597	Edelweiss Rural & Corporate Services Ltd (1Y SBI MCLR + 250 Bps) (29-Nov-2021)	ICRA AA-	2,000	9,972.16	4.17	29-Nov-2021	-
INE540P07293	10.15% Uttar Pradesh Power Corporation Ltd (20-Jan-2022)	CRISIL A+(CE)	176	1,735.48	0.73	20-Jan-2022	-
INE918T07020	0.00% Hero Wind Energy Pvt Ltd (08-Feb-2022)	ICRA A	310	4,460.53	1.87	08-Feb-2022	-
INE615S07065	12.30% Sterlite Power Grid Ventures Ltd (28-Mar-2022)	IND A	1,450	14,599.15	6.11	28-Mar-2022	26-Mar-2021
INE265J07324	11.50% JM Financial Asset Reconstruction Co Ltd (29-Mar-2022)	ICRA AA-	1,500	14,625.05	6.12	29-Mar-2022	-
INE516Y07089	9.50% Piramal Capital & Housing Finance Ltd (21-Apr-2022)	CARE AA	150	1,158.10	0.48	21-Apr-2022	-
INE265J07316	11.50% JM Financial Asset Reconstruction Co Ltd (29-May-2022)	ICRA AA-	1,300	12,660.51	5.30	29-May-2022	-
INE660N07047	11.50% S. D. Corporation Pvt Ltd (03-Jun-2022)	CARE AA(CE)	600	5,961.39	2.50	03-Jun-2022	-
INE128S07408	12.64% Five-Star Business Finance Ltd (28-Jun-2022)	ICRA A	250	2,501.99	1.05	28-Jun-2022	18-Jun-2021
INE245A08042	10.75% The Tata Power Co Ltd (21-Aug-2022)	CRISIL AA-	780	8,100.49	3.39	21-Aug-2022	-
INE139S07017	12.41% Renew Solar Power Pvt Ltd (01-Nov-2022)	CARE A+(SO)	1,498	15,328.75	6.42	01-Nov-2022	-
INE540P07301	10.15% Uttar Pradesh Power Corporation Ltd (20-Jan-2023)	CRISIL A+(CE)	55	536.71	0.22	20-Jan-2023	-
INE128S07333	10.21% Five-Star Business Finance Ltd (28-Mar-2023)	CARE A	150	1,466.52	0.61	28-Mar-2023	28-Mar-2021
INE964Q07012	9.60% Renew Wind Energy (Rajasthan One) Pvt Ltd (31-Mar-2023)	CARE A+(CE)	180	1,585.44	0.66	31-Mar-2023	-
INE209W07028	9.95% Narmada Wind Energy Pvt Ltd (31-Mar-2023)	CARE A+(CE)	120	1,097.71	0.46	31-Mar-2023	-
INE209W07010	9.60% Narmada Wind Energy Pvt Ltd (31-Mar-2023)	CARE A+(CE)	40	349.08	0.15	31-Mar-2023	-
INE764L07173	0.00% Sadbhav Infrastructure Project Ltd (23-Apr-2023)	CARE A-(CE)	232	2,807.63	1.18	23-Apr-2023	23-Apr-2021
INE157D08027	10.75% Clix Capital Services Pvt Ltd (27-Jun-2023)	CARE AA-	650	6,514.59	2.73	27-Jun-2023	-
INE124N07309	12.00% Ess Kay Fincorp Ltd (01-Aug-2023)	CRISIL A	2,000	19,912.38	8.33	01-Aug-2023	01-Jan-2021
INE658R07257	Motilal Oswal Home Finance Ltd (SBI MCLR + 200 Bps) (24-Aug-2023)	CRISIL AA-	915	9,172.56	3.84	24-Aug-2023	24-Aug-2020
INE540P07319	10.15% Uttar Pradesh Power Corporation Ltd (19-Jan-2024)	CRISIL A+(CE)	62	595.84	0.25	19-Jan-2024	-
INE721A08DF1	9.90% Shriram Transport Finance Co Ltd (21-Jun-2024)	CRISIL AA+	250	2,327.60	0.97	21-Jun-2024	-
INE651J07739	JM Financial Credit Solutions Ltd (1Y SBI MCLR + 300 Bps) (23-Jul-2024)	ICRA AA	500	5,000.26	2.09	23-Jul-2024	-
INE721A08DE4	10.25% Shriram Transport Finance Co Ltd (27-Dec-2024)	CRISIL AA+	500	4,774.22	2.00	27-Dec-2024	-
INE540P07327	10.15% Uttar Pradesh Power Corporation Ltd (20-Jan-2025)	CRISIL A+(CE)	62	587.36	0.25	20-Jan-2025	-
INE616U07036	8.70% Edelweiss Rural & Corporate Services Ltd (30-Jun-2027)	ICRA AA-	200	1,976.77	0.83	30-Jun-2027	30-Jun-2020
INE721A08DA2	9.00% Shriram Transport Finance Co Ltd (28-Mar-2028)	CRISIL AA+	115	931.23	0.39	28-Mar-2028	-
INE598K07011	9.00% Pune Solapur Expressways Pvt Ltd (31-Mar-2029)	ICRA A	5,150	4,972.38	2.08	31-Mar-2029	30-Sep-2020
Total				259,661.83	108.69		
Call, Cash & Other Assets				(20,755.30)	(8.69)		
Net Assets				238,906.52	100.00		

^ ^ Securities are fair valued

Franklin India Low Duration Fund-Segregated Portfolio 1 - 8.25% Vodafone Idea Ltd (10-Jul-2020)

Portfolio Statement as on April 23, 2020

ISIN Number	Name of the Instrument	Rating	Quantity	Market Value (Rs. in Lakhs)	% to Net Assets	Maturity Date	Put Option Date/ Put and Call Option date
INE713G08046	8.25% Vodafone Idea Ltd (10-Jul-2020) ^ ^	CRISIL B+	1,970	0.00	100.00	10-Jul-2020	-
Sub Total				0.00	100.00		
Total				0.00	100.00		
Call, Cash & Other Assets				0.00	0.00*		
Net Assets				0.00	100.00		

^ ^ Securities are fair valued

* Less than 0.01%

Franklin India Low Duration Fund-Segregated Portfolio 2 - 10.90% Vodafone Idea Ltd (02-Sep-2023) P/C 03 Sep 2021

Portfolio Statement as on April 23, 2020

ISIN Number	Name of the Instrument	Rating	Quantity	Market Value (Rs. in Lakhs)	% to Net Assets	Maturity Date	Put Option Date/ Put and Call Option date
INE669E08318	10.90% Vodafone Idea Ltd (02-Sep-2023) ^ ^	CARE BB-	1,510	0.00	100.00	02-Sep-2023	03-Sep-2021
Sub Total				0.00	100.00		
Total				0.00	100.00		
Call, Cash & Other Assets				0.00	0.00*		
Net Assets				0.00	100.00		

^ ^ Securities are fair valued

* Less than 0.01%



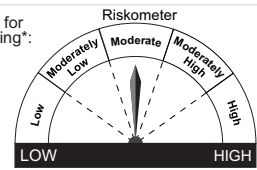
**FRANKLIN
TEMPLETON**

All investments in debt funds are subject to various types of risks including credit risk, interest rate risk, liquidity risk etc. Some fixed income schemes may have a higher concentration to securities rated below AA and therefore may be exposed to relatively higher risk of downgrade or default and the associated volatility in prices which could impact NAV of the scheme. Credit rating issued by SEBI registered entities is an opinion of the rating agency and should not be considered as an assurance of repayment by issuer. There is no assurance or guarantee of principal or returns in any of the mutual fund scheme.

Product Label

This product is suitable for investors who are seeking*:

- Regular income for short term
- A fund that focuses on low duration securities.



Investors understand that their principal will be at Moderate risk

* Investors should consult their financial advisers if in doubt about whether the product is suitable for them.

Portfolio Statement as on April 23, 2020

MAIN PORTFOLIO

ISIN Number	Name of the Instrument	Rating	Quantity	Market Value (Rs. in Lakhs)	% to Net Assets	Maturity Date	Put Option Date/ Put and Call Option date
INE498F07063	0.00% Essel Infraprojects Ltd Series I (22-May-2020) ^ ^	BWR C(CE)	80	2,116.12	0.37	22-May-2020	-
INE498F07071	0.00% Essel Infraprojects Ltd Series II (22-May-2020) ^ ^	BWR C(CE)	31	811.64	0.14	22-May-2020	-
INE946S07098	12.15% Nufuture Digital (India) Ltd (02-Jun-2020)	BWR A-(CE)	200	667.17	0.12	02-Jun-2020	-
INE445K07106	9.50% Reliance Broadcast Network Ltd (20-Jul-2020)	CARE D	468	1,250.96	0.22	20-Jul-2020	-
INE03VJ07017	11.25% Aadarshini Real Estate Developers Pvt Ltd (29-Jul-2020)	ICRA A+(CE)	15	7,534.69	1.33	29-Jul-2020	-
INE285T07099	11.90% Rivaaz Trade Ventures Pvt Ltd (07-Aug-2020)	BWR A-(CE)	394	3,291.54	0.58	07-Aug-2020	-
INE271C07137	12.25% DLF Ltd Series IV (11-Aug-2020)	ICRA A+	11	5,575.40	0.99	11-Aug-2020	-
INE271C07178	12.25% DLF Ltd Tranche II Series IV (11-Aug-2020)	ICRA A+	11	5,575.40	0.99	11-Aug-2020	-
INE657N07407	8.45% Edelweiss Rural & Corporate Services Ltd (11-Aug-2020)	ICRA AA-	250	2,445.39	0.43	11-Aug-2020	-
INE134E081W3	7.50% Power Finance Corporation Ltd (17-Sep-2020)	CRISIL AAA	30	302.57	0.05	17-Sep-2020	-
INE423Y07013	9.40% Small Business Fincredit India Pvt Ltd (28-Sep-2020)	ICRA A	10	99.51	0.02	28-Sep-2020	-
INE971Z07075	12.25% Rivaaz Trade Ventures Pvt Ltd (30-Sep-2020)	BWR A(CE)	250	2,513.62	0.44	30-Sep-2020	-
INE946S07114	12.80% Nufuture Digital (India) Ltd (30-Sep-2020)	BWR A-(CE)	250	1,252.45	0.22	30-Sep-2020	-
INE155A08225	9.73% Tata Motors Ltd (01-Oct-2020)	CARE AA-	100	1,006.58	0.18	01-Oct-2020	-
INE540P07194	9.75% Uttar Pradesh Power Corporation Ltd (20-Oct-2020)	CRISIL A+(CE)	76	379.66	0.07	20-Oct-2020	-
INE080T07045	13.40% Future Ideas Co Ltd (31-Oct-2020)	BWR A-(CE)	100	751.43	0.13	31-Oct-2020	-
INE720G08082	Jindal Power Ltd (SBI+100 Bps) (22-Dec-2020)	ICRA BBB+	186	1,814.66	0.32	22-Dec-2020	-
INE333T07055	11.49% Reliance Big Pvt Ltd Series II (14-Jan-2021) ^ ^	BWR D	786	393.00	0.07	14-Jan-2021	15-Jun-2020
INE333T07048	11.49% Reliance Big Pvt Ltd Series I (14-Jan-2021) ^ ^	BWR D	28	14.00	0.00*	14-Jan-2021	15-Jun-2020
INE428K07011	11.49% Reliance Infrastructure Consulting & Engineers Pvt Ltd (15-Jan-2021) ^ ^	BWR D	1,678	839.00	0.15	15-Jan-2021	-
INE540P07285	10.15% Uttar Pradesh Power Corporation Ltd (20-Jan-2021)	CRISIL A+(CE)	650	4,874.29	0.86	20-Jan-2021	-
INE321N07244	0.00% KKR India Financial Services Pvt Ltd (10-Mar-2021)	CRISIL AA	15	1,961.47	0.35	10-Mar-2021	-
INE535H07AU7	9.30% Fullerton India Credit Co Ltd (15-Mar-2021)	CRISIL AAA	28	283.37	0.05	15-Mar-2021	-
INE01HV07015	12.00% Vivriti Capital Pvt Ltd (19-Mar-2021)	ICRA A-	1,390	13,881.75	2.45	19-Mar-2021	18-Sep-2020
INE146O08027	12.00% Hinduja Leyland Finance Ltd (28-Mar-2021)	IND AA-	100	1,005.63	0.18	28-Mar-2021	-
INE971Z07034	11.50% Rivaaz Trade Ventures Pvt Ltd (30-Mar-2021)	BWR A(CE)	600	5,961.01	1.05	30-Mar-2021	-
INE205A07139	8.50% Vedanta Ltd (05-Apr-2021)	CRISIL AA	1,000	9,839.78	1.74	05-Apr-2021	-
INE774D07RY7	0.00% Mahindra & Mahindra Financial Services Ltd (07-Apr-2021)	IND AAA	18	214.09	0.04	07-Apr-2021	-
INE252T07057	9.70% Xander Finance Pvt Ltd (30-Apr-2021)	ICRA A+	500	3,729.62	0.66	30-Apr-2021	-
INE572E09429	7.80% PNB Housing Finance Ltd (07-May-2021)	CARE AA+	500	4,907.38	0.87	07-May-2021	-
INE146O08068	11.50% Hinduja Leyland Finance Ltd (31-May-2021)	ICRA AA-	370	3,706.70	0.66	31-May-2021	-
INE124N07200	10.9007% Ess Kay Fincorp Ltd (11-Jun-2021)	BWR A	500	4,973.56	0.88	11-Jun-2021	29-May-2020
INE124N07168	10.9007% Ess Kay Fincorp Ltd (11-Jun-2021)	BWR A	500	4,973.56	0.88	11-Jun-2021	29-May-2020
INE155A08365	7.40% Tata Motors Ltd (29-Jun-2021)	CARE AA-	3	29.28	0.00*	29-Jun-2021	-
INE572E09361	8.47% PNB Housing Finance Ltd (01-Jul-2021)	CARE AA+	250	2,471.01	0.44	01-Jul-2021	-
INE205A07154	9.18% Vedanta Ltd (02-Jul-2021)	CRISIL AA	200	1,962.35	0.35	02-Jul-2021	-
INE110L07070	8.32% Reliance Industries Ltd (08-Jul-2021)	CRISIL AAA	12	122.06	0.02	08-Jul-2021	-
INE721A07NV9	9.10% Shriram Transport Finance Co Ltd (12-Jul-2021)	CRISIL AA+	4,000	39.61	0.00*	12-Jul-2021	-
INE261F08A11	8.39% National Bank For Agriculture & Rural Development (19-Jul-2021)	CRISIL AAA	12	123.55	0.02	19-Jul-2021	-
INE146O08084	11.30% Hinduja Leyland Finance Ltd (21-Jul-2021)	ICRA AA-	50	500.05	0.09	21-Jul-2021	-
INE265J07365	12.40% JM Financial Asset Reconstruction Co Ltd (02-Aug-2021)	ICRA AA-	760	7,591.91	1.34	02-Aug-2021	-
INE895D08634	8.01% Tata Sons Pvt Ltd (02-Sep-2021)	CRISIL AAA	13	130.33	0.02	02-Sep-2021	-
INE946S07122	12.80% Nufuture Digital (India) Ltd (30-Sep-2021)	BWR A-(CE)	500	4,965.29	0.88	30-Sep-2021	-
INE971Z07083	12.25% Rivaaz Trade Ventures Pvt Ltd (30-Sep-2021)	BWR A(CE)	375	3,717.12	0.66	30-Sep-2021	-
INE540P07202	9.75% Uttar Pradesh Power Corporation Ltd (20-Oct-2021)	CRISIL A+(CE)	350	3,448.90	0.61	20-Oct-2021	-
INE080T07052	13.40% Future Ideas Co Ltd (31-Oct-2021)	BWR A-(CE)	200	1,993.16	0.35	31-Oct-2021	-
INE157D08043	11.50% Clix Capital Services Pvt Ltd (12-Nov-2021)	CARE AA-	100	1,003.42	0.18	12-Nov-2021	-
INE657N07605	Edelweiss Rural & Corporate Services Ltd (1Y SBI MCLR + 250 Bps) (29-Nov-2021) - Series II	CRISIL AA-	2,020	20,098.92	3.55	29-Nov-2021	-
INE028A08083	8.50% Bank of Baroda (02-Dec-2021)	CARE AA	55	541.48	0.10	02-Dec-2021	-
INE205A07162	8.90% Vedanta Ltd (09-Dec-2021)	CRISIL AA	100	970.73	0.17	09-Dec-2021	-
INE540P07293	10.15% Uttar Pradesh Power Corporation Ltd (20-Jan-2022)	CRISIL A+(CE)	1,349	13,302.08	2.35	20-Jan-2022	-
INE265J07357	12.40% JM Financial Asset Reconstruction Co Ltd (02-Feb-2022)	ICRA AA-	1,180	11,756.93	2.08	02-Feb-2022	-
INE615S07065	12.30% Sterlite Power Grid Ventures Ltd (28-Mar-2022)	IND A	2,100	21,143.60	3.74	28-Mar-2022	26-Mar-2021
INE572E09403	7.91% PNB Housing Finance Ltd (29-Mar-2022)	CARE AA+	1,250	12,120.08	2.14	29-Mar-2022	-
INE128S07358	12.64% Five-Star Business Finance Ltd (29-Mar-2022)	ICRA A	500	5,010.27	0.89	29-Mar-2022	29-Apr-2021
INE971Z07042	11.50% Rivaaz Trade Ventures Pvt Ltd (30-Mar-2022)	BWR A(CE)	800	7,803.57	1.38	30-Mar-2022	-
INE146O08092	11.10% Hinduja Leyland Finance Ltd (08-Apr-2022)	CARE AA-	150	1,492.96	0.26	08-Apr-2022	-
INE516Y07105	9.50% Piramal Capital & Housing Finance Ltd (15-Apr-2022)	CARE AA	4,813	37,169.22	6.57	15-Apr-2022	-
INE128S07374	12.64% Five-Star Business Finance Ltd (16-Apr-2022)	ICRA A	1,150	11,523.61	2.04	16-Apr-2022	29-Apr-2021
INE140A07567	9.00% Piramal Enterprises Ltd (06-May-2022)	CARE AA	450	4,499.90	0.80	06-May-2022	21-Jul-2020
INE608A08025	10.90% Punjab & Sind Bank (07-May-2022)	CARE A+	272	2,685.65	0.47	07-May-2022	07-May-2022
INE128S07390	12.64% Five-Star Business Finance Ltd (28-May-2022)	ICRA A	750	7,506.06	1.33	28-May-2022	24-May-2021
INE265J07316	11.50% JM Financial Asset Reconstruction Co Ltd (29-May-2022)	ICRA AA-	200	1,947.77	0.34	29-May-2022	-
INE660N07047	11.50% S. D. Corporation Pvt Ltd (03-Jun-2022)	CARE AA(CE)	2,450	24,342.34	4.30	03-Jun-2022	-
INE660N07062	11.50% S D Corporation Pvt Ltd (03-Jun-2022)	CARE AA(CE)	650	6,444.35	1.14	03-Jun-2022	-
INE316W07013	0.00% Hero Solar Energy Pvt Ltd (21-Jun-2022)	ICRA A	50	687.59	0.12	21-Jun-2022	19-Jun-2020
INE918T07038	0.00% Hero Wind Energy Pvt Ltd (21-Jun-2022)	ICRA A	50	687.59	0.12	21-Jun-2022	19-Jun-2020
INE128S07408	12.64% Five-Star Business Finance Ltd (28-Jun-2022)	ICRA A	150	1,501.20	0.27	28-Jun-2022	18-Jun-2021
INE003S07155	11.96% Renew Power Ltd (28-Sep-2022)	CARE A+	1,150	11,702.42	2.07	28-Sep-2022	-
INE971Z07091	12.25% Rivaaz Trade Ventures Pvt Ltd (30-Sep-2022)	BWR A(CE)	350	3,448.04	0.61	30-Sep-2022	-
INE080T07060	13.40% Future Ideas Co Ltd (31-Oct-2022)	BWR A-(CE)	300	2,976.38	0.53	31-Oct-2022	-
INE139S07017	12.41% Renew Solar Power Pvt Ltd (01-Nov-2022)	CARE A+(SO)	102	1,043.75	0.18	01-Nov-2022	-
INE540P07301	10.15% Uttar Pradesh Power Corporation Ltd (20-Jan-2023)	CRISIL A+(CE)	879	8,577.66	1.52	20-Jan-2023	-
INE128S07333	10.21% Five-Star Business Finance Ltd (28-Mar-2023)	CARE A	240	2,346.42	0.41	28-Mar-2023	28-Mar-2021
INE128S07317	10.21% Five-Star Business Finance Ltd (28-Mar-2023)	CARE A	50	490.34	0.09	28-Mar-2023	28-Jan-2021
INE209W07010	9.60% Narmada Wind Energy Pvt Ltd (31-Mar-2023)	CARE A+(CE)	1,660	14,486.90	2.56	31-Mar-2023	-
INE964Q07012	9.60% Renew Wind Energy (Rajasthan One) Pvt Ltd (31-Mar-2023)	CARE A+(CE)	1,280	11,274.24	1.99	31-Mar-2023	-
INE659X07014	9.95% Molagavalli Renewable Pvt Ltd (31-Mar-2023)	CARE A+(CE)	385	3,538.58	0.63	31-Mar-2023	-
INE209W07028	9.95% Narmada Wind Energy Pvt Ltd (31-Mar-2023)	CARE A+(CE)	150	1,372.13	0.24	31-Mar-2023	-
INE124N07309	12.00% Ess Kay Fincorp Ltd (01-Aug-2023)	CRISIL A	1,000	9,956.19	1.76	01-Aug-2023	01-Jan-2021
INE971Z07109	12.25% Rivaaz Trade Ventures Pvt Ltd (30-Sep-2023)	BWR A(CE)	1,000	9,796.09	1.73	30-Sep-2023	-
INE01EA07016	11.90% Rishanth Wholesale Trading Pvt Ltd (20-Oct-2023)	IND A	350	35,439.60	6.26	20-Oct-2023	-
INE00MX08011	11.70% Svatantha Microfin Pvt Ltd (30-Nov-2023)	ICRA A-	300	2,976.71	0.53	30-Nov-2023	-
INE540P07319	10.15% Uttar Pradesh Power Corporation Ltd (19-Jan-2024)	CRISIL A+(CE)	822	7,899.68	1.40	19-Jan-2024	-
INE721A08DC8	10.25% Shriram Transport Finance Co Ltd (26-Apr-2024)	CRISIL AA+	7,200	69,113.66	12.21	26-Apr-2024	-
INE721A08DF1	9.90% Shriram Transport Finance Co Ltd (21-Jun-2024)	CRISIL AA+	1,300	12,103.53	2.14	21-Jun-2024	-
INE01E708016	10.32% Andhra Pradesh Capital Region Development Authority (16-Aug-2024)	CRISIL A+(CE)	10,675	21,452.14	3.79	16-Aug-2024	-
INE575P08016	10.25% Star Health & Allied Insurance Co Ltd (06-Sep-2024)	IND A+	1,480	14,288.30	2.53	06-Sep-2024	-
INE146O08159	11.60% Hinduja Leyland Finance Ltd (29-Sep-2024)	CARE AA-	550	5,492.49	0.97	29-Sep-2024	-
INE540P07327	10.15% Uttar Pradesh Power Corporation Ltd (20-Jan-2025)	CRISIL A+(CE)	822	7,787.27	1.38	20-Jan-2025	-
INE852007055	10.00% Apts Value Housing Finance India Ltd (24-Jan-2025)	ICRA A+	500	488.76	0.09	24-Jan-2025	25-Jan-2023
INE459T07025	9.95% Vastu Housing Finance Corporation Ltd (27-Feb-2025)	BWR A	350	3,425.92	0.61	27-Feb-2025	27-Feb-2021
INE852007089	10.00% Apts Value Housing Finance India Ltd (20-Jul-2025)	ICRA A+	8,500	8,279.31	1.46	20-Jul-2025	20-Jul-2023

Portfolio Holding

Franklin India Short Term Income Plan (Number of Segregated Portfolios - 3) - (under winding up)

FISTIP

Portfolio Statement as on April 23, 2020

MAIN PORTFOLIO

ISIN Number	Name of the Instrument	Rating	Quantity	Market Value (Rs. in Lakhs)	% to Net Assets	Maturity Date	Put Option Date/ Put and Call Option date
INE003S07189	9.45% Renew Power Ltd (31-Jul-2025)	CARE A+	2,560	24,582.12	4.34	31-Jul-2025	-
INE01E708024	10.32% Andhra Pradesh Capital Region Development Authority (16-Aug-2025)	CRISIL A+(CE)	11,135	22,376.41	3.95	16-Aug-2025	-
INE852007097	10.00% Aptus Value Housing Finance India Ltd (20-Aug-2025)	ICRA A+	12,500	12,168.10	2.15	20-Aug-2025	20-Aug-2023
INE016P07146	10.50% Vistaar Financial Services Pvt Ltd (24-Aug-2025)	ICRA A-	690	6,686.35	1.18	24-Aug-2025	24-Aug-2023
INE459T07082	10.40% Vastu Housing Finance Corporation Ltd (27-Nov-2025)	BWR A	500	4,843.63	0.86	27-Nov-2025	27-Nov-2021
INE459T07090	10.40% Vastu Housing Finance Corporation Ltd (27-Nov-2025)	BWR A	500	4,839.79	0.86	27-Nov-2025	27-Dec-2021
INE540P07335	10.15% Uttar Pradesh Power Corporation Ltd (20-Jan-2026)	CRISIL A+(CE)	754	6,951.99	1.23	20-Jan-2026	-
INE01E708032	10.32% Andhra Pradesh Capital Region Development Authority (16-Aug-2026)	CRISIL A+(CE)	2,125	4,192.34	0.74	16-Aug-2026	-
INE503A08028	9.85% DCB Bank Ltd (18-Nov-2026)	ICRA A+	1,400	1,385.32	0.24	18-Nov-2026	-
INE540P07343	10.15% Uttar Pradesh Power Corporation Ltd (20-Jan-2027)	CRISIL A+(CE)	62	564.38	0.10	20-Jan-2027	-
INE616U07036	8.70% Edelweiss Rural & Corporate Services Ltd (30-Jun-2027)	ICRA AA-	3,100	30,640.00	5.42	30-Jun-2027	30-Jun-2020
INE657N07381	8.70% Edelweiss Rural & Corporate Services Ltd (30-Jun-2027)	ICRA AA-	1,000	9,886.42	1.75	30-Jun-2027	30-Jun-2020
INE540P07350	10.15% Uttar Pradesh Power Corporation Ltd (20-Jan-2028)	CRISIL A+(CE)	62	558.88	0.10	20-Jan-2028	-
INE295J08022	9.90% Coastal Gujarat Power Ltd (25-Aug-2028)	CARE AA(CE)	460	4,347.45	0.77	25-Aug-2028	-
Sub Total				724,060.59	127.97		
Call, Cash & Other Assets				(158,238.25)	(27.97)		
Net Assets				565,822.35	100.00		

^^ Securities are fair valued

Franklin India Short Term Income Plan - Segregated Portfolio 1 - 8.25% Vodafone Idea Ltd (10-Jul-2020)

Portfolio Statement as on April 23, 2020

ISIN Number	Name of the Instrument	Rating	Quantity	Market Value (Rs. in Lakhs)	% to Net Assets	Maturity Date	Put Option Date/ Put and Call Option date
INE713G08046	8.25% Vodafone Idea Ltd (10-Jul-2020) ^^	CRISIL B+	850	0.00	100.00	10-Jul-2020	-
Sub Total				0.00	100.00		
Total				0.00	100.00		
Call, Cash & Other Assets				0.00	0.00*		
Net Assets				0.00	100.00		

^^ Securities are fair valued

* Less than 0.01%

Franklin India Short Term Income Plan - Segregated Portfolio 2 - 10.90% Vodafone Idea Ltd (02-Sep-2023) P/C 03 Sep 2021

Portfolio Statement as on April 23, 2020

ISIN Number	Name of the Instrument	Rating	Quantity	Market Value (Rs. in Lakhs)	% to Net Assets	Maturity Date	Put Option Date/ Put and Call Option date
INE669E08318	10.90% Vodafone Idea Ltd (02-Sep-2023) ^^	CARE BB-	5,230	0.00	100.00	02-Sep-2023	03-Sep-2021
Sub Total				0.00	100.00		
Total				0.00	100.00		
Call, Cash & Other Assets				0.00	0.00*		
Net Assets				0.00	100.00		

^^ Securities are fair valued

* Less than 0.01%

Franklin India Short Term Income Plan - Segregated Portfolio 3 - 9.50% Yes Bank Ltd C0 23 Dec 2021

Portfolio Statement as on April 23, 2020

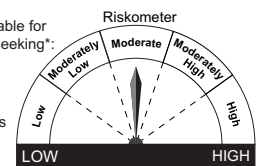
ISIN Number	Name of the Instrument	Rating	Quantity	Market Value (Rs. in Lakhs)	% to Net Assets	Maturity Date	Put Option Date/ Put and Call Option date
INE528G08352	9.50% Yes Bank Ltd (23-Dec-2021)	CARE D	3,523	0.00	100.00	23-Dec-2021	-
Sub Total				0.00	100.00		
Total				0.00	100.00		
Call, Cash & Other Assets				0.00	0.00*		
Net Assets				0.00	100.00		

* Less than 0.01%

Product Label

This product is suitable for investors who are seeking*:

- Regular income for medium term
- A fund that invests in short term corporate bonds including PTCs.



Investors understand that their principal will be at Moderate risk

*Investors should consult their financial advisers if in doubt about whether the product is suitable for them.

All investments in debt funds are subject to various types of risks including credit risk, interest rate risk, liquidity risk etc. Some fixed income schemes may have a higher concentration to securities rated below AA and therefore may be exposed to relatively higher risk of downgrade or default and the associated volatility in prices which could impact NAV of the scheme. Credit rating issued by SEBI registered entities is an opinion of the rating agency and should not be considered as an assurance of repayment by issuer. There is no assurance or guarantee of principal or returns in any of the mutual fund scheme.



**FRANKLIN
TEMPLETON**

Portfolio Holding

Franklin India Income Opportunities Fund (Number of Segregated Portfolios - 2) - (under winding up)

FIIOF

Portfolio Statement as on April 23, 2020

MAIN PORTFOLIO

ISIN Number	Name of the Instrument	Rating	Quantity	Market Value (Rs. in Lakhs)	% to Net Assets	Maturity Date	Put Option Date/ Put and Call Option date
INE333T07063	11.49% Reliance Big Pvt Ltd Series III (14-Jan-2021) ^ ^	BWR D	607	303.50	0.16	14-Jan-2021	15-Jun-2020
INE245A08034	11.40% Tata Power Co Ltd (02-Jun-2021)	CARE AA	30	308.45	0.17	02-Jun-2021	-
INE657N07605	Edelweiss Rural & Corporate Services Ltd (1Y SBI MCLR + 250 Bps) (29-Nov-2021) - Series II	CRISIL AA-	780	7,760.97	4.18	29-Nov-2021	-
INE205A07162	8.90% Vedanta Ltd (09-Dec-2021)	CRISIL AA	650	6,309.76	3.40	09-Dec-2021	-
INE540P07293	10.15% Uttar Pradesh Power Corporation Ltd (20-Jan-2022)	CRISIL A+(CE)	240	2,366.57	1.28	20-Jan-2022	-
INE265J07357	12.40% JM Financial Asset Reconstruction Co Ltd (02-Feb-2022)	ICRA AA-	700	6,974.45	3.76	02-Feb-2022	-
INE615S07065	12.30% Sterlite Power Grid Ventures Ltd (28-Mar-2022)	IND A	550	5,537.61	2.99	28-Mar-2022	26-Mar-2021
INE146O08092	11.10% Hinduja Leyland Finance Ltd (08-Apr-2022)	CARE AA-	200	1,990.62	1.07	08-Apr-2022	-
INE516Y07105	9.50% Piramal Capital & Housing Finance Ltd (15-Apr-2022)	CARE AA	250	1,930.67	1.04	15-Apr-2022	-
INE660N07062	11.50% S D Corporation Pvt Ltd (03-Jun-2022)	CARE AA(CE)	1,000	9,914.39	5.35	03-Jun-2022	-
INE128S07408	12.64% Five-Star Business Finance Ltd (28-Jun-2022)	ICRA A	500	5,003.99	2.70	28-Jun-2022	18-Jun-2021
INE245A08042	10.75% The Tata Power Co Ltd (21-Aug-2022)	CRISIL AA-	204	2,118.59	1.14	21-Aug-2022	-
INE540P07210	9.75% Uttar Pradesh Power Corporation Ltd (20-Oct-2022)	CRISIL A+(CE)	150	1,457.31	0.79	20-Oct-2022	-
INE139S07017	12.41% Renew Solar Power Pvt Ltd (01-Nov-2022)	CARE A+(SO)	100	1,023.28	0.55	01-Nov-2022	-
INE540P07301	10.15% Uttar Pradesh Power Corporation Ltd (20-Jan-2023)	CRISIL A+(CE)	501	4,888.97	2.64	20-Jan-2023	-
INE971Z07059	11.50% Rivaaz Trade Ventures Pvt Ltd (30-Mar-2023)	BWR A(CE)	1,400	13,496.31	7.28	30-Mar-2023	-
INE964Q07012	9.60% Renew Wind Energy (Rajasthan One) Pvt Ltd (31-Mar-2023)	CARE A+(CE)	770	6,782.16	3.66	31-Mar-2023	-
INE209W07028	9.95% Narmada Wind Energy Pvt Ltd (31-Mar-2023)	CARE A+(CE)	250	2,286.89	1.23	31-Mar-2023	-
INE659X07014	9.95% Molagavalli Renewable Pvt Ltd (31-Mar-2023)	CARE A+(CE)	110	1,011.02	0.55	31-Mar-2023	-
INE764L07181	0.00% Sadbhav Infrastructure Project Ltd (06-Jun-2023)	CARE A-(CE)	723	8,625.99	4.65	06-Jun-2023	06-Jun-2021
INE946S07148	12.80% Nufuture Digital (India) Ltd (30-Sep-2023)	BWR A-(CE)	688	6,718.52	3.62	30-Sep-2023	-
INE080T07078	13.40% Future Ideas Co Ltd (30-Sep-2023)	BWR A-(CE)	400	3,947.25	2.13	30-Sep-2023	-
INE01EA07016	11.90% Rishanth Wholesale Trading Pvt Ltd (20-Oct-2023)	IND A	10	1,012.56	0.55	20-Oct-2023	-
INE00MX08011	11.70% Svatantira Microfin Pvt Ltd (30-Nov-2023)	ICRA A-	300	2,976.71	1.61	30-Nov-2023	-
INE721A08DC8	10.25% Shriram Transport Finance Co Ltd (26-Apr-2024)	CRISIL AA+	620	5,951.45	3.21	26-Apr-2024	-
INE721A08DF1	9.90% Shriram Transport Finance Co Ltd (21-Jun-2024)	CRISIL AA+	1,550	14,431.14	7.78	21-Jun-2024	-
INE575P08016	10.25% Star Health & Allied Insurance Co Ltd (06-Sep-2024)	IND A+	370	3,572.08	1.93	06-Sep-2024	-
INE146O08118	9.20% Hinduja Leyland Finance Ltd (13-Sep-2024)	CARE AA-	150	1,377.23	0.74	13-Sep-2024	-
INE852007063	10.00% Aptus Value Housing Finance India Ltd (26-Feb-2025)	ICRA A+	2,000	1,953.82	1.05	26-Feb-2025	26-Feb-2023
INE459T07041	9.95% Vastu Housing Finance Corporation Ltd (27-Feb-2025)	BWR A	400	3,916.34	2.11	27-Feb-2025	27-Feb-2021
INE459T07025	9.95% Vastu Housing Finance Corporation Ltd (27-Feb-2025)	BWR A	150	1,468.25	0.79	27-Feb-2025	27-Feb-2021
INE459T07058	9.95% Vastu Housing Finance Corporation Ltd (27-Feb-2025)	BWR A	40	391.79	0.21	27-Feb-2025	27-Feb-2021
INE146O08134	10.15% Hinduja Leyland Finance Ltd (27-Mar-2025)	CARE AA-	1,000	9,441.82	5.09	27-Mar-2025	-
INE922K07039	0.00% India Shelter Finance Corporation Ltd (02-May-2025)	ICRA A	150	1,726.92	0.93	02-May-2025	04-May-2021
INE852007089	10.00% Aptus Value Housing Finance India Ltd (20-Jul-2025)	ICRA A+	4,000	3,896.14	2.10	20-Jul-2025	20-Jul-2023
INE003S07189	9.45% Renew Power Ltd (31-Jul-2025)	CARE A+	50	480.12	0.26	31-Jul-2025	-
INE540P07343	10.15% Uttar Pradesh Power Corporation Ltd (20-Jan-2027)	CRISIL A+(CE)	350	3,186.00	1.72	20-Jan-2027	-
INE641O08035	9.55% Piramal Capital & Housing Finance Ltd (08-Mar-2027)	CARE AA	2,797	23,736.15	12.80	08-Mar-2027	-
INE503A08044	9.85% DCB Bank Ltd (12-Jan-2028)	CRISIL AA-	12,100	11,904.38	6.42	12-Jan-2028	-
INE540P07350	10.15% Uttar Pradesh Power Corporation Ltd (20-Jan-2028)	CRISIL A+(CE)	646	5,823.19	3.14	20-Jan-2028	-
INE01E708057	10.32% Andhra Pradesh Capital Region Development Authority (16-Aug-2028)	CRISIL A+(CE)	5,858	11,499.25	6.20	16-Aug-2028	-
INE295J08022	9.90% Coastal Gujarat Power Ltd (25-Aug-2028)	CARE AA(CE)	1,910	18,051.35	9.73	25-Aug-2028	-
INE598K07029	9.00% Pune Solapur Expressways Pvt Ltd (31-Mar-2029)	ICRA A	3,559	3,436.26	1.85	31-Mar-2029	30-Sep-2020
INE598K07011	9.00% Pune Solapur Expressways Pvt Ltd (31-Mar-2029)	ICRA A	3,473	3,353.22	1.81	31-Mar-2029	30-Sep-2020
Total				234,343.43	126.36		
Call, Cash & Other Assets				(48,882.37)	(26.36)		
Net Assets				185,461.06	100.00		

^ ^ Securities are fair valued

Franklin India Income Opportunities Fund-Segregated Portfolio 1 - 8.25% Vodafone Idea Ltd (10-Jul-2020)

Portfolio Statement as on April 23, 2020

ISIN Number	Name of the Instrument	Rating	Quantity	Market Value (Rs. in Lakhs)	% to Net Assets	Maturity Date	Put Option Date/ Put and Call Option date
INE713G08046	8.25% Vodafone Idea Ltd (10-Jul-2020) ^ ^	CRISIL B+	470	0.00	100.00	10-Jul-2020	-
Sub Total				0.00	100.00		
Total				0.00	100.00		
Call, Cash & Other Assets				0.00	0.00*		
Net Assets				0.00	100.00		

^ ^ Securities are fair valued

* Less than 0.01%

Franklin India Income Opportunities Fund-Segregated Portfolio 2 - 10.90% Vodafone Idea Ltd (02-Sep-2023) P/C 03 Sep 2021

Portfolio Statement as on April 23, 2020

ISIN Number	Name of the Instrument	Rating	Quantity	Market Value (Rs. in Lakhs)	% to Net Assets	Maturity Date	Put Option Date/ Put and Call Option date
INE669E08318	10.90% Vodafone Idea Ltd (02-Sep-2023) ^ ^	CARE BB-	1,450	0.00	100.00	02-Sep-2023	03-Sep-2021
Sub Total				0.00	100.00		
Total				0.00	100.00		
Call, Cash & Other Assets				0.00	0.00*		
Net Assets				0.00	100.00		

^ ^ Securities are fair valued

* Less than 0.01%



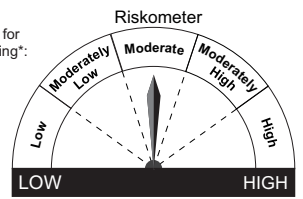
**FRANKLIN
TEMPLETON**

All investments in debt funds are subject to various types of risks including credit risk, interest rate risk, liquidity risk etc. Some fixed income schemes may have a higher concentration to securities rated below AA and therefore may be exposed to relatively higher risk of downgrade or default and the associated volatility in prices which could impact NAV of the scheme. Credit rating issued by SEBI registered entities is an opinion of the rating agency and should not be considered as an assurance of repayment by issuer. There is no assurance or guarantee of principal or returns in any of the mutual fund scheme.

Product Label

This product is suitable for investors who are seeking*:

- Medium term capital appreciation with current income
- A fund that focuses on high accrual securities



Investors understand that their principal will be at Moderate risk

*Investors should consult their financial advisers if in doubt about whether the product is suitable for them.

Portfolio Holding

Franklin India Credit Risk Fund (Number of Segregated Portfolios - 3) - (under winding up) (Erstwhile Franklin India Corporate Bond Opportunities Fund)

FICRF

Portfolio Statement as on April 23, 2020

MAIN PORTFOLIO

ISIN Number	Name of the Instrument	Rating	Quantity	Market Value (Rs. in Lakhs)	% to Net Assets	Maturity Date	Put Option Date/ Put and Call Option date
INE840S07093	11.90% Rivaaz Trade Ventures Pvt Ltd (11-May-2020)	CARE A(CE)	422	1,309.56	0.37	11-May-2020	-
INE140A07401	10.00% Piramal Enterprises Ltd (15-May-2020)	ICRA AA	2,300	23,018.17	6.53	15-May-2020	-
INE498F07071	0.00% Essel Infraprojects Ltd Series II (22-May-2020) ^ ^	BWR C(CE)	31	811.64	0.23	22-May-2020	-
INE498F07063	0.00% Essel Infraprojects Ltd Series I (22-May-2020) ^ ^	BWR C(CE)	28	740.64	0.21	22-May-2020	-
INE140A07435	10.00% Piramal Enterprises Ltd (29-May-2020)	ICRA AA	1,150	11,521.48	3.27	29-May-2020	-
INE946S07098	12.15% Nufuture Digital (India) Ltd (02-Jun-2020)	BWR A-(CE)	320	1,067.47	0.30	02-Jun-2020	-
INE080T07037	12.75% Future Ideas Co Ltd (30-Jun-2020)	BWR A-(CE)	370	1,852.66	0.53	30-Jun-2020	-
INE03VJ07017	11.25% Aadarshini Real Estate Developers Pvt Ltd (29-Jul-2020)	ICRA A+(CE)	30	15,069.38	4.27	29-Jul-2020	-
INE205A07030	9.45% Vedanta Ltd (17-Aug-2020)	CRISIL AA	1,100	11,035.54	3.13	17-Aug-2020	-
INE155A08225	9.73% Tata Motors Ltd (01-Oct-2020)	CARE AA-	50	503.29	0.14	01-Oct-2020	-
INE333T07063	11.49% Reliance Big Pvt Ltd Series III (14-Jan-2021) ^ ^	BWR D	855	427.50	0.12	14-Jan-2021	15-Jun-2020
INE333T07055	11.49% Reliance Big Pvt Ltd Series II (14-Jan-2021) ^ ^	BWR D	641	320.50	0.09	14-Jan-2021	15-Jun-2020
INE428K07011	11.49% Reliance Infrastructure Consulting & Engineers Pvt Ltd (15-Jan-2021) ^ ^	BWR D	979	489.50	0.14	15-Jan-2021	-
INE01A07009	8.75% Housing Development Finance Corporation Ltd (04-Mar-2021)	CRISIL AAA	3	306.25	0.09	04-Mar-2021	-
INE01HV07015	12.00% Vivriti Capital Pvt Ltd (19-Mar-2021)	ICRA A-	400	3,994.75	1.13	19-Mar-2021	18-Sep-2020
INE205A07139	8.50% Vedanta Ltd (05-Apr-2021)	CRISIL AA	300	2,951.93	0.84	05-Apr-2021	-
INE945W07035	10.25% Incred Financial Services Pvt Ltd (26-Apr-2021)	CARE A	450	4,447.70	1.26	26-Apr-2021	-
INE146008068	11.50% Hinduja Leyland Finance Ltd (31-May-2021)	ICRA AA-	90	901.63	0.26	31-May-2021	-
INE245A08034	11.40% Tata Power Co Ltd (02-Jun-2021)	CARE AA	40	411.26	0.12	02-Jun-2021	-
INE124N07168	10.9007% Ess Kay Fincorp Ltd (11-Jun-2021)	BWR A	250	2,486.78	0.71	11-Jun-2021	29-May-2020
INE146008084	11.30% Hinduja Leyland Finance Ltd (21-Jul-2021)	ICRA AA-	270	2,700.27	0.77	21-Jul-2021	-
INE027E07709	8.9492% L&T Finance Ltd (16-Aug-2021)	CARE AAA	74	747.57	0.21	16-Aug-2021	-
INE540P07202	9.75% Uttar Pradesh Power Corporation Ltd (20-Oct-2021)	CRISIL A+(CE)	350	3,448.90	0.98	20-Oct-2021	-
INE657N07605	Edelweiss Rural & Corporate Services Ltd (1Y SBI MCLR + 250 Bps) (29-Nov-2021) - Series II	CRISIL AA-	550	5,472.48	1.55	29-Nov-2021	-
INE540P07293	10.15% Uttar Pradesh Power Corporation Ltd (20-Jan-2022)	CRISIL A+(CE)	351	3,461.11	0.98	20-Jan-2022	-
INE265J07357	12.40% JM Financial Asset Reconstruction Co Ltd (02-Feb-2022)	ICRA AA-	620	6,177.37	1.75	02-Feb-2022	-
INE615S07065	12.30% Sterlite Power Grid Ventures Ltd (28-Mar-2022)	IND A	750	7,551.29	2.14	28-Mar-2022	26-Mar-2021
INE146008092	11.10% Hinduja Leyland Finance Ltd (08-Apr-2022)	CARE AA-	150	1,492.96	0.42	08-Apr-2022	-
INE516Y07105	9.50% Piramal Capital & Housing Finance Ltd (15-Apr-2022)	CARE AA	2,125	16,410.68	4.65	15-Apr-2022	-
INE128S07374	12.64% Five-Star Business Finance Ltd (16-Apr-2022)	ICRA A	100	1,002.05	0.28	16-Apr-2022	29-Apr-2021
INE128S07390	12.64% Five-Star Business Finance Ltd (28-May-2022)	ICRA A	190	1,901.54	0.54	28-May-2022	24-May-2021
INE660N07054	11.50% S. D. Corporation Pvt Ltd (03-Jun-2022)	CARE AA(CE)	1,250	12,417.13	3.52	03-Jun-2022	-
INE660N07062	11.50% S D Corporation Pvt Ltd (03-Jun-2022)	CARE AA(CE)	550	5,452.91	1.55	03-Jun-2022	-
INE128S07408	12.64% Five-Star Business Finance Ltd (28-Jun-2022)	ICRA A	600	6,004.78	1.70	28-Jun-2022	18-Jun-2021
INE265J07373	12.50% JM Financial Asset Reconstruction Co Ltd (02-Aug-2022)	ICRA AA-	500	4,943.89	1.40	02-Aug-2022	-
INE245A08042	10.75% The Tata Power Co Ltd (21-Aug-2022)	CRISIL AA-	310	3,219.42	0.91	21-Aug-2022	-
INE946S07130	12.80% Nufuture Digital (India) Ltd (30-Sep-2022)	BWR A-(CE)	750	7,388.23	2.10	30-Sep-2022	-
INE971Z07091	12.25% Rivaaz Trade Ventures Pvt Ltd (30-Sep-2022)	BWR A(CE)	150	1,477.73	0.42	30-Sep-2022	-
INE540P07210	9.75% Uttar Pradesh Power Corporation Ltd (20-Oct-2022)	CRISIL A+(CE)	550	5,343.48	1.52	20-Oct-2022	-
INE139S07017	12.41% Renew Solar Power Pvt Ltd (01-Nov-2022)	CARE A+(SO)	200	2,046.56	0.58	01-Nov-2022	-
INE540P07301	10.15% Uttar Pradesh Power Corporation Ltd (20-Jan-2023)	CRISIL A+(CE)	606	5,913.61	1.68	20-Jan-2023	-
INE128S07325	10.21% Five-Star Business Finance Ltd (28-Mar-2023)	CARE A	650	6,375.30	1.81	28-Mar-2023	28-Jan-2021
INE128S07341	10.21% Five-Star Business Finance Ltd (28-Mar-2023)	CARE A	650	6,312.40	1.79	28-Mar-2023	28-Mar-2021
INE128S07333	10.21% Five-Star Business Finance Ltd (28-Mar-2023)	CARE A	260	2,541.96	0.72	28-Mar-2023	28-Mar-2021
INE659X07014	9.95% Molagavalli Renewable Pvt Ltd (31-Mar-2023)	CARE A+(CE)	580	5,330.85	1.51	31-Mar-2023	-
INE209W07028	9.95% Narmada Wind Energy Pvt Ltd (31-Mar-2023)	CARE A+(CE)	130	1,189.18	0.34	31-Mar-2023	-
INE764L07173	0.00% Sadbhav Infrastructure Project Ltd (23-Apr-2023)	CARE A-(CE)	510	6,171.95	1.75	23-Apr-2023	23-Apr-2021
INE016P07120	10.50% Vistaar Financial Services Pvt Ltd (22-Jun-2023)	ICRA A-	650	6,436.38	1.83	22-Jun-2023	22-Jun-2021
INE01EA07016	11.90% Rishanth Wholesale Trading Pvt Ltd (20-Oct-2023)	IND A	230	23,288.88	6.60	20-Oct-2023	-
INE540P07319	10.15% Uttar Pradesh Power Corporation Ltd (19-Jan-2024)	CRISIL A+(CE)	176	1,691.42	0.48	19-Jan-2024	-
INE721A08DC8	10.25% Shriram Transport Finance Co Ltd (26-Apr-2024)	CRISIL AA+	3,930	37,724.54	10.70	26-Apr-2024	-
INE721A08DF1	9.90% Shriram Transport Finance Co Ltd (21-Jun-2024)	CRISIL AA+	1,000	9,310.41	2.64	21-Jun-2024	-
INE016P07138	10.50% Vistaar Financial Services Pvt Ltd (23-Jul-2024)	ICRA A-	650	6,373.41	1.81	23-Jul-2024	23-Jul-2022
INE146008100	9.40% Hinduja Leyland Finance Ltd (28-Aug-2024)	CARE AA-	550	5,101.48	1.45	28-Aug-2024	-
INE575P08016	10.25% Star Health & Allied Insurance Co Ltd (06-Sep-2024)	IND A+	50	482.71	0.14	06-Sep-2024	-
INE146008118	9.20% Hinduja Leyland Finance Ltd (13-Sep-2024)	CARE AA-	850	7,804.28	2.21	13-Sep-2024	-
INE146008159	11.60% Hinduja Leyland Finance Ltd (29-Sep-2024)	CARE AA-	250	2,496.59	0.71	29-Sep-2024	-
INE575P08024	10.20% Star Health & Allied Insurance Co Ltd (31-Oct-2024)	IND A+	110	1,059.26	0.30	31-Oct-2024	-
INE852007048	10.00% Aptus Value Housing Finance India Ltd (26-Dec-2024)	ICRA A+	5,500	5,396.07	1.53	26-Dec-2024	26-Dec-2022
INE540P07327	10.15% Uttar Pradesh Power Corporation Ltd (20-Jan-2025)	CRISIL A+(CE)	176	1,667.35	0.47	20-Jan-2025	-
INE852007055	10.00% Aptus Value Housing Finance India Ltd (24-Jan-2025)	ICRA A+	2,000	1,955.06	0.55	24-Jan-2025	25-Jan-2023
INE922K07039	0.00% India Shelter Finance Corporation Ltd (02-May-2025)	ICRA A	350	4,029.49	1.14	02-May-2025	04-May-2021
INE852007071	10.00% Aptus Value Housing Finance India Ltd (20-Jun-2025)	ICRA A+	5,000	4,873.05	1.38	20-Jun-2025	20-Jun-2023
INE003S07189	9.45% Renew Power Ltd (31-Jul-2025)	CARE A+	200	1,920.48	0.54	31-Jul-2025	-
INE540P07335	10.15% Uttar Pradesh Power Corporation Ltd (20-Jan-2026)	CRISIL A+(CE)	306	2,821.37	0.80	20-Jan-2026	-
INE01E708032	10.32% Andhra Pradesh Capital Region Development Authority (16-Aug-2026)	CRISIL A+(CE)	10,140	20,004.86	5.67	16-Aug-2026	-
INE540P07343	10.15% Uttar Pradesh Power Corporation Ltd (20-Jan-2027)	CRISIL A+(CE)	648	5,898.65	1.67	20-Jan-2027	-
INE641008035	9.55% Piramal Capital & Housing Finance Ltd (08-Mar-2027)	CARE AA	95	806.20	0.23	08-Mar-2027	-
INE657N07381	8.70% Edelweiss Rural & Corporate Services Ltd (30-Jun-2027)	ICRA AA-	550	5,437.53	1.54	30-Jun-2027	30-Jun-2020
INE616U07036	8.70% Edelweiss Rural & Corporate Services Ltd (30-Jun-2027)	ICRA AA-	380	3,755.87	1.07	30-Jun-2027	30-Jun-2020
INE01E708040	10.32% Andhra Pradesh Capital Region Development Authority (16-Aug-2027)	CRISIL A+(CE)	5,580	10,968.49	3.11	16-Aug-2027	-
INE503A08044	9.85% DCB Bank Ltd (12-Jan-2028)	CRISIL AA-	400	393.53	0.11	12-Jan-2028	-
INE540P07350	10.15% Uttar Pradesh Power Corporation Ltd (20-Jan-2028)	CRISIL A+(CE)	352	3,173.01	0.90	20-Jan-2028	-
INE295J08022	9.90% Coastal Gujarat Power Ltd (25-Aug-2028)	CARE AA(CE)	1,150	10,868.62	3.08	25-Aug-2028	-
INE458007036	9.41% Renew Wind Energy Delhi Pvt Ltd (30-Sep-2030)	CARE A+(SO)	1,000	7,854.89	2.23	30-Sep-2030	18-Aug-2022
Sub Total				409,757.12	116.19		
Call, Cash & Other Assets				(57,102.58)	(16.19)		
Net Assets				352,654.54	100.00		

^ ^ Securities are fair valued

Portfolio Holding

Franklin India Credit Risk Fund (Number of Segregated Portfolios - 3) - (under winding up)
(Erstwhile Franklin India Corporate Bond Opportunities Fund)

FICRF

Franklin India Credit Risk Fund-Segregated Portfolio 1 - 8.25% Vodafone Idea Ltd (10-Jul-2020)

Portfolio Statement as on April 23, 2020

ISIN Number	Name of the Instrument	Rating	Quantity	Market Value (Rs. in Lakhs)	% to Net Assets	Maturity Date	Put Option Date/ Put and Call Option date
INE713G08046	8.25% Vodafone Idea Ltd (10-Jul-2020) ^ ^	CRISIL B+	220	0.00	100.00	10-Jul-2020	-
Sub Total				0.00	100.00		
Total				0.00	100.00		
Call, Cash & Other Assets				0.00	0.00*		
Net Assets				0.00	100.00		

^ ^ Securities are fair valued

* Less than 0.01%

Franklin India Credit Risk Fund-Segregated Portfolio 2 - 10.90% Vodafone Idea Ltd (02-Sep-2023) P/C 03 Sep 2021

Portfolio Statement as on April 23, 2020

ISIN Number	Name of the Instrument	Rating	Quantity	Market Value (Rs. in Lakhs)	% to Net Assets	Maturity Date	Put Option Date/ Put and Call Option date
INE669E08318	10.90% Vodafone Idea Ltd (02-Sep-2023) ^ ^	CARE BB-	3,370	0.00	100.00	23-Sep-2023	03-Sep-2021
Sub Total				0.00	100.00		
Total				0.00	100.00		
Call, Cash & Other Assets				0.00	0.00*		
Net Assets				0.00	100.00		

^ ^ Securities are fair valued

* Less than 0.01%

Franklin India Credit Risk Fund - Segregated Portfolio 3 - 9.50% Yes Bank Ltd CO 23 Dec 2021

Portfolio Statement as on April 23, 2020

ISIN Number	Name of the Instrument	Rating	Quantity	Market Value (Rs. in Lakhs)	% to Net Assets	Maturity Date	Put Option Date/ Put and Call Option date
INE528G08352	9.50% Yes Bank Ltd (23-Dec-2021)	CARE D	1,695	0.00	100.00	23-Dec-2021	-
Sub Total				0.00	100.00		
Total				0.00	100.00		
Call, Cash & Other Assets				0.00	0.00*		
Net Assets				0.00	100.00		

* Less than 0.01%



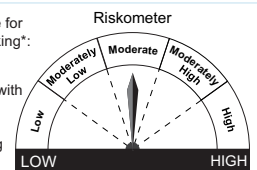
**FRANKLIN
TEMPLETON**

All investments in debt funds are subject to various types of risks including credit risk, interest rate risk, liquidity risk etc. Some fixed income schemes may have a higher concentration to securities rated below AA and therefore may be exposed to relatively higher risk of downgrade or default and the associated volatility in prices which could impact NAV of the scheme. Credit rating issued by SEBI registered entities is an opinion of the rating agency and should not be considered as an assurance of repayment by issuer. There is no assurance or guarantee of principal or returns in any of the mutual fund scheme.

Product Label

This product is suitable for investors who are seeking*:

- Medium to long term capital appreciation with current income
- A bond fund focusing on AA and below rated corporate bonds (excluding AA+ rated corporate bonds).



Investors understand that their principal will be at Moderate risk

*Investors should consult their financial advisers if in doubt about whether the product is suitable for them.

Portfolio Statement as on April 23, 2020

MAIN PORTFOLIO

ISIN Number	Name of the Instrument	Rating	Quantity	Market Value (Rs. in Lakhs)	% to Net Assets	Maturity Date	Put Option Date/ Put and Call Option date
INE840S07093	11.90% Rivaaz Trade Ventures Pvt Ltd (11-May-2020)	CARE A(CE)	200	620.65	0.24	11-May-2020	-
INE498F07071	0.00% Essel Infraprojects Ltd Series II (22-May-2020) ^ ^	BWR C(CE)	14	366.55	0.14	22-May-2020	-
INE140A07435	10.00% Piramal Enterprises Ltd (29-May-2020)	ICRA AA	400	4,007.47	1.58	29-May-2020	-
INE946S07098	12.15% Nufuture Digital (India) Ltd (02-Jun-2020)	BWR A-(CE)	230	767.24	0.30	02-Jun-2020	-
INE080T07037	12.75% Future Ideas Co Ltd (30-Jun-2020)	BWR A-(CE)	230	1,151.66	0.45	30-Jun-2020	-
INE03VJ07017	11.25% Aadarshini Real Estate Developers Pvt Ltd (29-Jul-2020)	ICRA A+(CE)	18	9,041.63	3.56	29-Jul-2020	-
INE285T07099	11.90% Rivaaz Trade Ventures Pvt Ltd (07-Aug-2020)	BWR A-(CE)	250	2,088.54	0.82	07-Aug-2020	-
INE271C07178	12.25% DLF Ltd Tranche II Series IV (11-Aug-2020)	ICRA A+	8	4,054.84	1.60	11-Aug-2020	-
INE271C07137	12.25% DLF Ltd Series IV (11-Aug-2020)	ICRA A+	2	1,013.71	0.40	11-Aug-2020	-
INE205A07030	9.45% Vedanta Ltd (17-Aug-2020)	CRISIL AA	150	1,504.85	0.59	17-Aug-2020	-
INE134E08HV7	8.36% Power Finance Corporation Ltd (04-Sep-2020)	CRISIL AAA	100	1,010.28	0.40	04-Sep-2020	-
INE134E08IW3	7.50% Power Finance Corporation Ltd (17-Sep-2020)	CRISIL AAA	100	1,008.56	0.40	17-Sep-2020	-
INE155A08225	9.73% Tata Motors Ltd (01-Oct-2020)	CARE AA-	50	503.29	0.20	01-Oct-2020	-
INE720G08082	Jindal Power Ltd (SBI+100 Bps) (22-Dec-2020)	ICRA BBB+	56	546.35	0.22	22-Dec-2020	-
INE333T07063	11.49% Reliance Big Pvt Ltd Series III (14-Jan-2021) ^ ^	BWR D	321	160.50	0.06	14-Jan-2021	15-Jun-2020
INE205A07139	8.50% Vedanta Ltd (05-Apr-2021)	CRISIL AA	250	2,459.95	0.97	05-Apr-2021	-
INE146O08068	11.50% Hinduja Leyland Finance Ltd (31-May-2021)	ICRA AA-	140	1,402.53	0.55	31-May-2021	-
INE245A08034	11.40% Tata Power Co Ltd (02-Jun-2021)	CARE AA	20	205.63	0.08	02-Jun-2021	-
INE124N07200	10.9007% Ess Kay Fincorp Ltd (11-Jun-2021)	BWR A	250	2,486.78	0.98	11-Jun-2021	29-May-2020
INE155A08365	7.40% Tata Motors Ltd (29-Jun-2021)	CARE AA-	600	5,855.51	2.30	29-Jun-2021	-
INE657N07605	Edelweiss Rural & Corporate Services Ltd (1Y SBI MCLR + 250 Bps) (29-Nov-2021) - Series II	CRISIL AA-	1,000	9,949.96	3.92	29-Nov-2021	21-Jun-2020
INE205A07162	8.90% Vedanta Ltd (09-Dec-2021)	CRISIL AA	800	7,765.86	3.06	09-Dec-2021	-
INE540P07293	10.15% Uttar Pradesh Power Corporation Ltd (20-Jan-2022)	CRISIL A+(CE)	160	1,577.71	0.62	20-Jan-2022	-
INE922K07013	9.99% India Shelter Finance Corporation Ltd (10-Feb-2022)	ICRA A	2,500	1,414.41	0.56	10-Feb-2022	-
INE615S07065	12.30% Sterlite Power Grid Ventures Ltd (28-Mar-2022)	IND A	650	6,544.45	2.58	28-Mar-2022	26-Mar-2021
INE146O08092	11.10% Hinduja Leyland Finance Ltd (08-Apr-2022)	CARE AA-	100	995.31	0.39	08-Apr-2022	-
INE516Y07105	9.50% Piramal Capital & Housing Finance Ltd (15-Apr-2022)	CARE AA	937	7,236.14	2.85	15-Apr-2022	-
INE128S07374	12.64% Five-Star Business Finance Ltd (16-Apr-2022)	ICRA A	250	2,505.13	0.99	16-Apr-2022	29-Apr-2021
INE516Y07089	9.50% Piramal Capital & Housing Finance Ltd (21-Apr-2022)	CARE AA	475	3,667.31	1.44	21-Apr-2022	-
INE128S07390	12.64% Five-Star Business Finance Ltd (28-May-2022)	ICRA A	560	5,604.52	2.21	28-May-2022	24-May-2021
INE660N07062	11.50% S D Corporation Pvt Ltd (03-Jun-2022)	CARE AA(CE)	550	5,452.91	2.15	03-Jun-2022	-
INE660N07047	11.50% S. D. Corporation Pvt Ltd (03-Jun-2022)	CARE AA(CE)	450	4,471.04	1.76	03-Jun-2022	-
INE316W07021	11.84% Hero Solar Energy Pvt Ltd (10-Jun-2022)	ICRA A	1,000	9,923.33	3.91	10-Jun-2022	-
INE918T07038	0.00% Hero Wind Energy Pvt Ltd (21-Jun-2022)	ICRA A	50	687.59	0.27	21-Jun-2022	19-Jun-2020
INE265J07373	12.50% JM Financial Asset Reconstruction Co Ltd (02-Aug-2022)	ICRA AA-	1,000	9,887.78	3.89	02-Aug-2022	-
INE245A08042	10.75% The Tata Power Co Ltd (21-Aug-2022)	CRISIL AA-	290	3,011.72	1.19	21-Aug-2022	-
INE540P07210	9.75% Uttar Pradesh Power Corporation Ltd (20-Oct-2022)	CRISIL A+(CE)	300	2,914.63	1.15	20-Oct-2022	-
INE139S07017	12.41% Renew Solar Power Pvt Ltd (01-Nov-2022)	CARE A+(SO)	100	1,023.28	0.40	01-Nov-2022	-
INE540P07301	10.15% Uttar Pradesh Power Corporation Ltd (20-Jan-2023)	CRISIL A+(CE)	1,112	10,851.37	4.27	20-Jan-2023	-
INE971Z07059	11.50% Rivaaz Trade Ventures Pvt Ltd (30-Mar-2023)	BWR A(CE)	600	5,784.13	2.28	30-Mar-2023	-
INE659X07014	9.95% Molagavalli Renewable Pvt Ltd (31-Mar-2023)	CARE A+(CE)	440	4,044.09	1.59	31-Mar-2023	-
INE964Q07012	9.60% Renew Wind Energy (Rajasthan One) Pvt Ltd (31-Mar-2023)	CARE A+(CE)	450	3,963.60	1.56	31-Mar-2023	-
INE209W07028	9.95% Narmada Wind Energy Pvt Ltd (31-Mar-2023)	CARE A+(CE)	50	457.38	0.18	31-Mar-2023	-
INE764L07173	0.00% Sadbhav Infrastructure Project Ltd (23-Apr-2023)	CARE A-(CE)	150	1,815.28	0.71	23-Apr-2023	23-Apr-2021
INE764L07181	0.00% Sadbhav Infrastructure Project Ltd (06-Jun-2023)	CARE A-(CE)	385	4,593.37	1.81	06-Jun-2023	06-Jun-2021
INE971Z07109	12.25% Rivaaz Trade Ventures Pvt Ltd (30-Sep-2023)	BWR A(CE)	250	2,449.02	0.96	30-Sep-2023	-
INE946S07148	12.80% Nufuture Digital (India) Ltd (30-Sep-2023)	BWR A-(CE)	250	2,441.32	0.96	30-Sep-2023	-
INE540P07228	9.75% Uttar Pradesh Power Corporation Ltd (20-Oct-2023)	CRISIL A+(CE)	270	2,589.38	1.02	20-Oct-2023	24-May-2021
INE01EA07016	11.90% Rishanth Wholesale Trading Pvt Ltd (20-Oct-2023)	IND A	10	1,012.56	0.40	20-Oct-2023	-
INE721A08DC8	10.25% Shriram Transport Finance Co Ltd (26-Apr-2024)	CRISIL AA+	2,750	26,397.58	10.39	26-Apr-2024	-
INE146O08100	9.40% Hinduja Leyland Finance Ltd (28-Aug-2024)	CARE AA-	450	4,173.94	1.64	28-Aug-2024	-
INE575P08016	10.25% Star Health & Allied Insurance Co Ltd (06-Sep-2024)	IND A+	100	965.43	0.38	06-Sep-2024	-
INE146O08159	11.60% Hinduja Leyland Finance Ltd (29-Sep-2024)	CARE AA-	200	1,997.27	0.79	29-Sep-2024	-
INE575P08024	10.20% Star Health & Allied Insurance Co Ltd (31-Oct-2024)	IND A+	390	3,755.58	1.48	31-Oct-2024	-
INE459T07058	9.95% Vastu Housing Finance Corporation Ltd (27-Feb-2025)	BWR A	560	5,485.00	2.16	27-Feb-2025	27-Feb-2021
INE003S07189	9.45% Renew Power Ltd (31-Jul-2025)	CARE A+	400	3,840.96	1.51	31-Jul-2025	-
INE922K07047	11.25% India Shelter Finance Corporation Ltd (01-Oct-2026)	ICRA A	1,000	9,905.56	3.90	01-Oct-2026	-
INE641O08035	9.55% Piramal Capital & Housing Finance Ltd (08-Mar-2027)	CARE AA	990	8,401.43	3.31	08-Mar-2027	-
INE657N07381	8.70% Edelweiss Rural & Corporate Services Ltd (30-Jun-2027)	ICRA AA-	450	4,448.89	1.75	30-Jun-2027	30-Jun-2020
INE616U07036	8.70% Edelweiss Rural & Corporate Services Ltd (30-Jun-2027)	ICRA AA-	250	2,470.97	0.97	30-Jun-2027	30-Jun-2020
INE01E708040	10.32% Andhra Pradesh Capital Region Development Authority (16-Aug-2027)	CRISIL A+(CE)	4,810	9,454.92	3.72	16-Aug-2027	-
INE295J08022	9.90% Coastal Gujarat Power Ltd (25-Aug-2028)	CARE AA(CE)	170	1,606.66	0.63	25-Aug-2028	-
INE598K07011	9.00% Pune Solapur Expressways Pvt Ltd (31-Mar-2029)	ICRA A	6,878	6,640.79	2.61	31-Mar-2029	30-Sep-2020
INE020B08BQ7	8.85% REC Ltd (16-Apr-2029)	CRISIL AAA	5	54.36	0.02	16-Apr-2029	-
INE458O07036	9.41% Renew Wind Energy Delhi Pvt Ltd (30-Sep-2030)	CARE A+(SO)	400	3,141.96	1.24	30-Sep-2030	18-Aug-2022
Total				257,632.38	101.41		
Call, Cash & Other Assets				(3,575.90)	(1.41)		
Net Assets				254,056.47	100.00		

^ ^ Securities are fair valued

Portfolio Holding

Franklin India Dynamic Accrual Fund (Number of Segregated Portfolios - 3) - (under winding up)

FIDA

Franklin India Dynamic Accrual Fund - Segregated Portfolio 1 - 8.25% Vodafone Idea Ltd (10-Jul-2020)

Portfolio Statement as on April 23, 2020

ISIN Number	Name of the Instrument	Rating	Quantity	Market Value (Rs. in Lakhs)	% to Net Assets	Maturity Date	Put Option Date/ Put and Call Option date
INE713G08046	8.25% Vodafone Idea Ltd (10-Jul-2020) ^ ^	CRISIL B+	950	0.00	100.00	10-Jul-2020	-
Sub Total				0.00	100.00		
Total				0.00	100.00		
Call, Cash & Other Assets				0.00	0.00*		
Net Assets				0.00	100.00		

^ ^ Securities are fair valued

* Less than 0.01%

Franklin India Dynamic Accrual Fund - Segregated Portfolio 2 - 10.90% Vodafone Idea Ltd (02-Sep-2023) P/C 03 Sep 2021

Portfolio Statement as on April 23, 2020

ISIN Number	Name of the Instrument	Rating	Quantity	Market Value (Rs. in Lakhs)	% to Net Assets	Maturity Date	Put Option Date/ Put and Call Option date
INE669E08318	10.90% Vodafone Idea Ltd (02-Sep-2023) ^ ^	CARE BB-	940	0.00	100.00	02-Sep-2023	03-Sep-2021
Sub Total				0.00	100.00		
Total				0.00	100.00		
Call, Cash & Other Assets				0.00	0.00*		
Net Assets				0.00	100.00		

^ ^ Securities are fair valued

* Less than 0.01%

Franklin India Dynamic Accrual Fund - Segregated Portfolio 3 - 9.50% Yes Bank Ltd CO 23 Dec 2021

Portfolio Statement as on April 23, 2020

ISIN Number	Name of the Instrument	Rating	Quantity	Market Value (Rs. in Lakhs)	% to Net Assets	Maturity Date	Put Option Date/ Put and Call Option date
INE528G08352	9.50% Yes Bank Ltd (23-Dec-2021)	CARE D	682	0.00	100.00	23-Dec-2021	-
Sub Total				0.00	100.00		
Total				0.00	100.00		
Call, Cash & Other Assets				0.00	0.00*		
Net Assets				0.00	100.00		

* Less than 0.01%



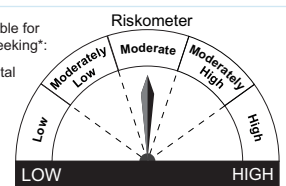
**FRANKLIN
TEMPLETON**

All investments in debt funds are subject to various types of risks including credit risk, interest rate risk, liquidity risk etc. Some fixed income schemes may have a higher concentration to securities rated below AA and therefore may be exposed to relatively higher risk of downgrade or default and the associated volatility in prices which could impact NAV of the scheme. Credit rating issued by SEBI registered entities is an opinion of the rating agency and should not be considered as an assurance of repayment by issuer. There is no assurance or guarantee of principal or returns in any of the mutual fund scheme.

Product Label

This product is suitable for investors who are seeking*:

- Medium term capital appreciation with current income
- A fund that focuses on fixed income securities with high accrual and potential for capital gains.



Investors understand that their principal will be at Moderate risk

*Investors should consult their financial advisers if in doubt about whether the product is suitable for them.